

CHAPTER

18

Word Senses and WordNet

Lady Bracknell. Are your parents living?

Jack. I have lost both my parents.

Lady Bracknell. To lose one parent, Mr. Worthing, may be regarded as a misfortune; to lose both looks like carelessness.

Oscar Wilde, *The Importance of Being Earnest*

ambiguous

Words are **ambiguous**: the same word can be used to mean different things. In Chapter 6 we saw that the word “mouse” has (at least) two meanings: (1) a small rodent, or (2) a hand-operated device to control a cursor. The word “bank” can mean: (1) a financial institution or (2) a sloping mound. In the quote above from his play *The Importance of Being Earnest*, Oscar Wilde plays with two meanings of “lose” (to misplace an object, and to suffer the death of a close person).

word sense

We say that the words ‘mouse’ or ‘bank’ are **polysemous** (from Greek ‘having many senses’, *poly-* ‘many’ + *sema*, ‘sign, mark’).¹ A **sense** (or **word sense**) is a discrete representation of one aspect of the meaning of a word. In this chapter we discuss word senses in more detail and introduce **WordNet**, a large online **thesaurus**—a database that represents word senses—with versions in many languages. WordNet also represents relations between senses. For example, there is an **IS-A** relation between *dog* and *mammal* (a dog is a kind of mammal) and a **part-whole** relation between *engine* and *car* (an engine is a part of a car).

WordNet

Knowing the relation between two senses can play an important role in tasks involving meaning. Consider the **antonymy** relation. Two words are antonyms if they have opposite meanings, like *long* and *short*, or *up* and *down*. Distinguishing these is quite important; if a user asks a dialogue agent to turn up the music, it would be unfortunate to instead turn it down. But in fact in embedding models like word2vec, antonyms are easily confused with each other, because often one of the closest words in embedding space to a word (e.g., *up*) is its antonym (e.g., *down*). Thesauruses that represent this relationship can help!

word sense disambiguation

We also introduce **word sense disambiguation (WSD)**, the task of determining which sense of a word is being used in a particular context. We’ll give supervised and unsupervised algorithms for deciding which sense was intended in a particular context. This task has a very long history in computational linguistics and many applications. In question answering, we can be more helpful to a user who asks about “bat care” if we know which sense of bat is relevant. (Is the user a vampire? or just wants to play baseball.) And the different senses of a word often have different translations; in Spanish the animal bat is a *murciélagos* while the baseball bat is a *bate*, and indeed word sense algorithms may help improve MT (Pu et al., 2018). Finally, WSD has long been used as a tool for evaluating language processing models, and understanding how models represent different word senses is an important

¹ The word **polysemy** itself is ambiguous; you may see it used in a different way, to refer only to cases where a word’s senses are related in some structured way, reserving the word **homonymy** to mean sense ambiguities with no relation between the senses (Haber and Poesio, 2020). Here we will use ‘polysemy’ to mean any kind of sense ambiguity, and ‘structured polysemy’ for polysemy with sense relations.

analytic direction.

18.1 Word Senses

word sense A **sense** (or **word sense**) is a discrete representation of one aspect of the meaning of a word. Loosely following lexicographic tradition, we represent each sense with a superscript: **bank**¹ and **bank**², **mouse**¹ and **mouse**². In context, it's easy to see the different meanings:

mouse¹: a *mouse* controlling a computer system in 1968.

mouse²: a quiet animal like a *mouse*

bank¹: ...a *bank* can hold the investments in a custodial account ...

bank²: ...as agriculture burgeons on the east *bank*, the river ...

18.1.1 Defining Word Senses

How can we define the meaning of a word sense? We introduced in Chapter 6 the standard computational approach of representing a word as an **embedding**, a point in semantic space. The intuition of embedding models like word2vec or GloVe is that the meaning of a word can be defined by its co-occurrences, the counts of words that often occur nearby. But that doesn't tell us how to define the meaning of a word *sense*. As we saw in Chapter 11, contextual embeddings like BERT go further by offering an embedding that represents the meaning of a word in its textual context, and we'll see that contextual embeddings lie at the heart of modern algorithms for word sense disambiguation.

But first, we need to consider the alternative ways that dictionaries and thesauruses offer for defining senses. One is based on the fact that dictionaries or thesauruses give textual definitions for each sense called **glosses**. Here are the glosses for two senses of *bank*:

gloss

1. financial institution that accepts deposits and channels the money into lending activities
2. sloping land (especially the slope beside a body of water)

Glosses are not a formal meaning representation; they are just written for people. Consider the following fragments from the definitions of *right*, *left*, *red*, and *blood* from the *American Heritage Dictionary* (Morris, 1985).

right *adj.* located nearer the right hand esp. being on the right when facing the same direction as the observer.
left *adj.* located nearer to this side of the body than the right.
red *n.* the color of blood or a ruby.
blood *n.* the red liquid that circulates in the heart, arteries and veins of animals.

Note the circularity in these definitions. The definition of *right* makes two direct references to itself, and the entry for *left* contains an implicit self-reference in the phrase *this side of the body*, which presumably means the *left* side. The entries for *red* and *blood* reference each other in their definitions. For humans, such entries are useful since the user of the dictionary has sufficient grasp of these other terms.

Yet despite their circularity and lack of formal representation, glosses can still be useful for computational modeling of senses. This is because a gloss is just a sentence, and from sentences we can compute sentence embeddings that tell us something about the meaning of the sense. Dictionaries often give example sentences along with glosses, and these can again be used to help build a sense representation.

The second way that thesauruses offer for defining a sense is—like the dictionary definitions—defining a sense through its relationship with other senses. For example, the above definitions make it clear that *right* and *left* are similar kinds of lemmas that stand in some kind of alternation, or opposition, to one another. Similarly, we can glean that *red* is a color and that *blood* is a *liquid*. **Sense relations** of this sort (**IS-A**, or **antonymy**) are explicitly listed in on-line databases like **WordNet**. Given a sufficiently large database of such relations, many applications are quite capable of performing sophisticated semantic tasks about word senses (even if they do not *really* know their right from their left).

18.1.2 How many senses do words have?

Dictionaries and thesauruses give discrete lists of senses. By contrast, embeddings (whether static or contextual) offer a continuous high-dimensional model of meaning that doesn't divide up into discrete senses.

Therefore creating a thesaurus depends on criteria for deciding when the differing uses of a word should be represented with discrete senses. We might consider two senses discrete if they have independent truth conditions, different syntactic behavior, and independent sense relations, or if they exhibit antagonistic meanings.

Consider the following uses of the verb *serve* from the WSJ corpus:

- (18.1) They rarely *serve* red meat, preferring to prepare seafood.
- (18.2) He *served* as U.S. ambassador to Norway in 1976 and 1977.
- (18.3) He might have *served* his time, come out and led an upstanding life.

The *serve* of *serving red meat* and that of *serving time* clearly have different truth conditions and presuppositions; the *serve* of *serve as ambassador* has the distinct subcategorization structure *serve as NP*. These heuristics suggest that these are probably three distinct senses of *serve*. One practical technique for determining if two senses are distinct is to conjoin two uses of a word in a single sentence; this kind of conjunction of antagonistic readings is called **zeugma**. Consider the following examples:

zeugma

- (18.4) Which of those flights *serve* breakfast?
- (18.5) Does Air France *serve* Philadelphia?
- (18.6) ?Does Air France *serve* breakfast and Philadelphia?

We use (?) to mark those examples that are semantically ill-formed. The oddness of the invented third example (a case of **zeugma**) indicates there is no sensible way to make a single sense of *serve* work for both breakfast and Philadelphia. We can use this as evidence that *serve* has two different senses in this case.

Dictionaries tend to use many fine-grained senses so as to capture subtle meaning differences, a reasonable approach given that the traditional role of dictionaries is aiding word learners. For computational purposes, we often don't need these fine distinctions, so we often group or cluster the senses; we have already done this for some of the examples in this chapter. Indeed, clustering examples into senses, or senses into broader-grained categories, is an important computational task that we'll discuss in Section 18.7.

18.2 Relations Between Senses

This section explores the relations between word senses, especially those that have received significant computational investigation like **synonymy**, **antonymy**, and **hyponymy**.

Synonymy

synonym We introduced in Chapter 6 the idea that when two senses of two different words (lemmas) are identical, or nearly identical, we say the two senses are **synonyms**. Synonyms include such pairs as

couch/sofa vomit/throw up filbert/hazelnut car/automobile

And we mentioned that in practice, the word *synonym* is commonly used to describe a relationship of approximate or rough synonymy. But furthermore, synonymy is actually a relationship between senses rather than words. Considering the words *big* and *large*. These may seem to be synonyms in the following sentences, since we could swap *big* and *large* in either sentence and retain the same meaning:

(18.7) How big is that plane?

(18.8) Would I be flying on a large or small plane?

But note the following sentence in which we cannot substitute *large* for *big*:

(18.9) Miss Nelson, for instance, became a kind of big sister to Benjamin.

(18.10) ?Miss Nelson, for instance, became a kind of large sister to Benjamin.

This is because the word *big* has a sense that means being older or grown up, while *large* lacks this sense. Thus, we say that some senses of *big* and *large* are (nearly) synonymous while other ones are not.

Antonymy

antonym Whereas synonyms are words with identical or similar meanings, **antonyms** are words with an opposite meaning, like:

long/short big/little fast/slow cold/hot dark/light
rise/fall up/down in/out

reversives Two senses can be antonyms if they define a binary opposition or are at opposite ends of some scale. This is the case for *long/short*, *fast/slow*, or *big/little*, which are at opposite ends of the *length* or *size* scale. Another group of antonyms, **reversives**, describe change or movement in opposite directions, such as *rise/fall* or *up/down*.

Antonyms thus differ completely with respect to one aspect of their meaning—their position on a scale or their direction—but are otherwise very similar, sharing almost all other aspects of meaning. Thus, automatically distinguishing synonyms from antonyms can be difficult.

Taxonomic Relations

hyponym Another way word senses can be related is taxonomically. A word (or sense) is a **hyponym** of another word or sense if the first is more specific, denoting a subclass of the other. For example, *car* is a hyponym of *vehicle*, *dog* is a hyponym of *animal*, and *mango* is a hyponym of *fruit*. Conversely, we say that *vehicle* is a **hypernym** of *car*, and *animal* is a hypernym of *dog*. It is unfortunate that the two words (hyponym

and hyponym) are very similar and hence easily confused; for this reason, the word **superordinate** is often used instead of **hypernym**.

Superordinate	vehicle	fruit	furniture	mammal
Subordinate	car	mango	chair	dog

We can define hypernymy more formally by saying that the class denoted by the superordinate extensionally includes the class denoted by the hyponym. Thus, the class of animals includes as members all dogs, and the class of moving actions includes all walking actions. Hypernymy can also be defined in terms of **entailment**. Under this definition, a sense *A* is a hyponym of a sense *B* if everything that is *A* is also *B*, and hence being an *A* entails being a *B*, or $\forall x A(x) \Rightarrow B(x)$. Hyponymy/hypernymy is usually a transitive relation; if *A* is a hyponym of *B* and *B* is a hyponym of *C*, then *A* is a hyponym of *C*. Another name for the hypernym/hyponym structure is the **IS-A** hierarchy, in which we say *A* IS-A *B*, or *B* **subsumes** *A*.

Hypernymy is useful for tasks like textual entailment or question answering; knowing that *leukemia* is a type of *cancer*, for example, would certainly be useful in answering questions about leukemia.

Meronymy

Another common relation is **meronymy**, the **part-whole** relation. A *leg* is part of a *chair*; a *wheel* is part of a *car*. We say that *wheel* is a **meronym** of *car*, and *car* is a **holonym** of *wheel*.

Structured Polysemy

The senses of a word can also be related semantically, in which case we call the relationship between them **structured polysemy**. Consider this sense *bank*:

(18.11) The bank is on the corner of Nassau and Witherspoon.

This sense, perhaps **bank**⁴, means something like “the building belonging to a financial institution”. These two kinds of senses (an organization and the building associated with an organization) occur together for many other words as well (*school*, *university*, *hospital*, etc.). Thus, there is a systematic relationship between senses that we might represent as

BUILDING ↔ ORGANIZATION

This particular subtype of polysemy relation is called **metonymy**. Metonymy is the use of one aspect of a concept or entity to refer to other aspects of the entity or to the entity itself. We are performing metonymy when we use the phrase *the White House* to refer to the administration whose office is in the White House. Other common examples of metonymy include the relation between the following pairings of senses:

AUTHOR (Jane Austen wrote <i>Emma</i>)	↔	WORKS OF AUTHOR (I really love Jane Austen)
FRUITTREE (Plums have beautiful blossoms)	↔	FRUIT (I ate a preserved plum yesterday)

18.3 WordNet: A Database of Lexical Relations

The most commonly used resource for sense relations in English and many other languages is the **WordNet** lexical database (Fellbaum, 1998). English WordNet consists of three separate databases, one each for nouns and verbs and a third for adjectives and adverbs; closed class words are not included. Each database contains a set of lemmas, each one annotated with a set of senses. The WordNet 3.0 release has 117,798 nouns, 11,529 verbs, 22,479 adjectives, and 4,481 adverbs. The average noun has 1.23 senses, and the average verb has 2.16 senses. WordNet can be accessed on the Web or downloaded locally. Figure 18.1 shows the lemma entry for the noun and adjective *bass*.

- The noun “bass” has 8 senses in WordNet.
1. bass¹ - (the lowest part of the musical range)
 2. bass², bass part¹ - (the lowest part in polyphonic music)
 3. bass³, basso¹ - (an adult male singer with the lowest voice)
 4. sea bass¹, bass⁴ - (the lean flesh of a saltwater fish of the family Serranidae)
 5. freshwater bass¹, bass⁵ - (any of various North American freshwater fish with lean flesh (especially of the genus *Micropterus*))
 6. bass⁶, bass voice¹, basso² - (the lowest adult male singing voice)
 7. bass⁷ - (the member with the lowest range of a family of musical instruments)
 8. bass⁸ - (nontechnical name for any of numerous edible marine and freshwater spiny-finned fishes)

Figure 18.1 A portion of the WordNet 3.0 entry for the noun *bass*.

Note that there are eight senses for the noun and one for the adjective, each of which has a **gloss** (a dictionary-style definition), a list of synonyms for the sense, and sometimes also usage examples (shown for the adjective sense). WordNet doesn't represent pronunciation, so doesn't distinguish the pronunciation [b ae s] in **bass**⁴, **bass**⁵, and **bass**⁸ from the other senses pronounced [b ey s].

The set of near-synonyms for a WordNet sense is called a **synset** (for **synonym set**); synsets are an important primitive in WordNet. The entry for *bass* includes synsets like {*bass*¹, *deep*⁶}, or {*bass*⁶, *bass voice*¹, *basso*²}. We can think of a synset as representing a concept of the type we discussed in Chapter 15. Thus, instead of representing concepts in logical terms, WordNet represents them as lists of the word senses that can be used to express the concept. Here's another synset example:

{*chump*¹, *fool*², *gull*¹, *mark*⁹, *patsy*¹, *fall guy*¹,
*sucker*¹, *soft touch*¹, *mug*²}

The gloss of this synset describes it as:

Gloss: a person who is gullible and easy to take advantage of.

Glosses are properties of a synset, so that each sense included in the synset has the same gloss and can express this concept. Because they share glosses, synsets like this one are the fundamental unit associated with WordNet entries, and hence it is synsets, not wordforms, lemmas, or individual senses, that participate in most of the lexical sense relations in WordNet.

WordNet also labels each synset with a lexicographic category drawn from a semantic field for example the 26 categories for nouns shown in Fig. 18.2, as well

as 15 for verbs (plus 2 for adjectives and 1 for adverbs). These categories are often called **supersenses**, because they act as coarse semantic categories or groupings of senses which can be useful when word senses are too fine-grained (Ciaramita and Johnson 2003, Ciaramita and Altun 2006). Supersenses have also been defined for adjectives (Tsvetkov et al., 2014) and prepositions (Schneider et al., 2018).

Category	Example	Category	Example	Category	Example
ACT	<i>service</i>	GROUP	<i>place</i>	PLANT	<i>tree</i>
ANIMAL	<i>dog</i>	LOCATION	<i>area</i>	POSSESSION	<i>price</i>
ARTIFACT	<i>car</i>	MOTIVE	<i>reason</i>	PROCESS	<i>process</i>
ATTRIBUTE	<i>quality</i>	NATURAL EVENT	<i>experience</i>	QUANTITY	<i>amount</i>
BODY	<i>hair</i>	NATURAL OBJECT	<i>flower</i>	RELATION	<i>portion</i>
COGNITION	<i>way</i>	OTHER	<i>stuff</i>	SHAPE	<i>square</i>
COMMUNICATION	<i>review</i>	PERSON	<i>people</i>	STATE	<i>pain</i>
FEELING	<i>discomfort</i>	PHENOMENON	<i>result</i>	SUBSTANCE	<i>oil</i>
FOOD	<i>food</i>			TIME	<i>day</i>

Figure 18.2 Supersenses: 26 lexicographic categories for nouns in WordNet.

18.3.1 Sense Relations in WordNet

WordNet represents all the kinds of sense relations discussed in the previous section, as illustrated in Fig. 18.3 and Fig. 18.4.

Relation	Also Called	Definition	Example
Hypernym	Superordinate	From concepts to superordinates	<i>breakfast</i> ¹ → <i>meal</i> ¹
Hyponym	Subordinate	From concepts to subtypes	<i>meal</i> ¹ → <i>lunch</i> ¹
Instance Hypernym	Instance	From instances to their concepts	<i>Austen</i> ¹ → <i>author</i> ¹
Instance Hyponym	Has-Instance	From concepts to their instances	<i>composer</i> ¹ → <i>Bach</i> ¹
Part Meronym	Has-Part	From wholes to parts	<i>table</i> ² → <i>leg</i> ³
Part Holonym	Part-Of	From parts to wholes	<i>course</i> ⁷ → <i>meal</i> ¹
Antonym		Semantic opposition between lemmas	<i>leader</i> ¹ ↔ <i>follower</i> ¹
Derivation		Lemmas w/same morphological root	<i>destruction</i> ¹ ↔ <i>destroy</i> ¹

Figure 18.3 Some of the noun relations in WordNet.

Relation	Definition	Example
Hypernym	From events to superordinate events	<i>fly</i> ⁹ → <i>travel</i> ⁵
Troponym	From events to subordinate event	<i>walk</i> ¹ → <i>stroll</i> ¹
Entails	From verbs (events) to the verbs (events) they entail	<i>snore</i> ¹ → <i>sleep</i> ¹
Antonym	Semantic opposition between lemmas	<i>increase</i> ¹ ↔ <i>decrease</i> ¹

Figure 18.4 Some verb relations in WordNet.

For example WordNet represents hyponymy (page 4) by relating each synset to its immediately more general and more specific synsets through direct hypernym and hyponym relations. These relations can be followed to produce longer chains of more general or more specific synsets. Figure 18.5 shows hypernym chains for **bass**³ and **bass**⁷; more general synsets are shown on successively indented lines.

WordNet has two kinds of taxonomic entities: classes and instances. An instance is an individual, a proper noun that is a unique entity. *San Francisco* is an instance of *city*, for example. But *city* is a class, a hyponym of *municipality* and eventually

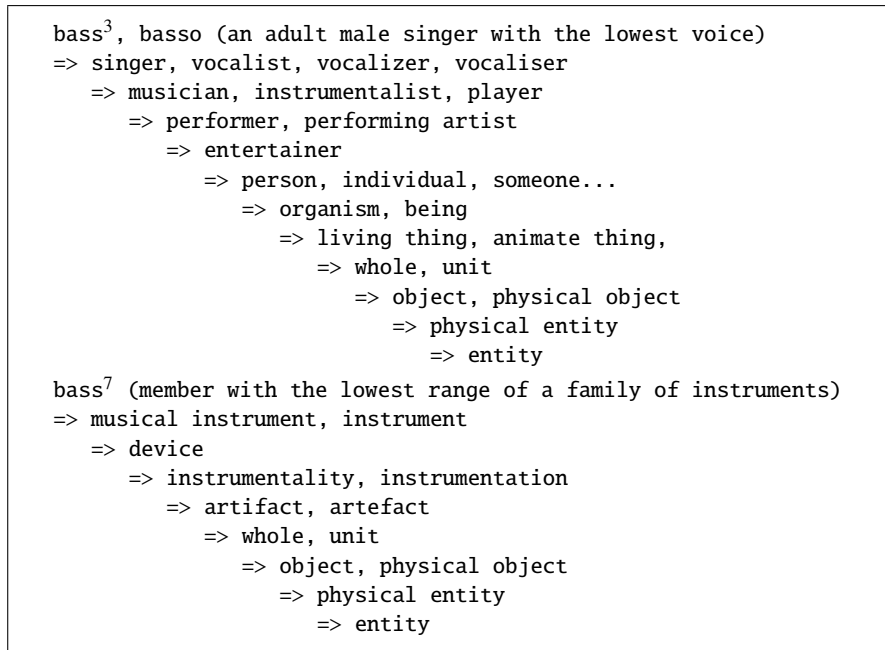


Figure 18.5 Hyponymy chains for two separate senses of the lemma *bass*. Note that the chains are completely distinct, only converging at the very abstract level *whole, unit*.

of *location*. Fig. 18.6 shows a subgraph of WordNet demonstrating many of the relations.

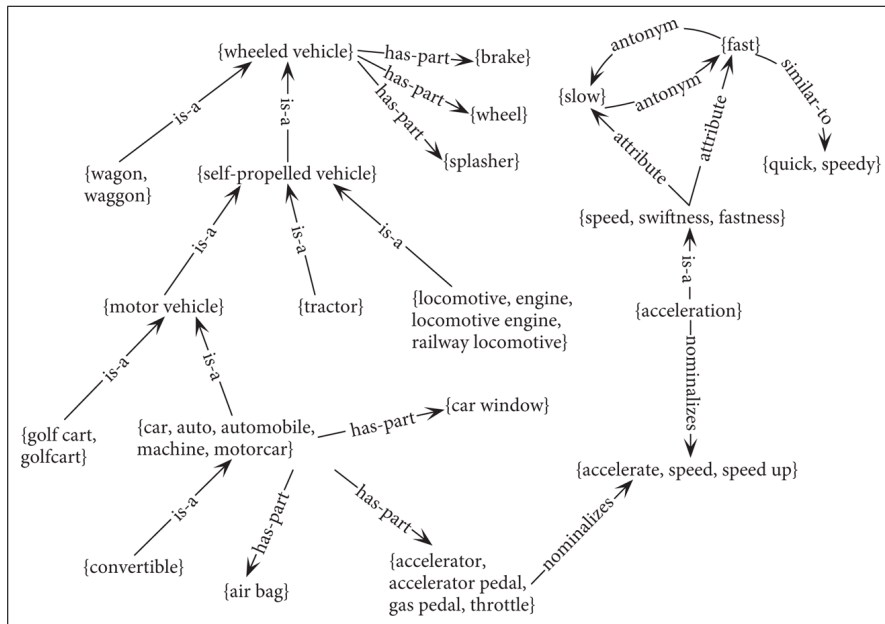


Figure 18.6 WordNet viewed as a graph. Figure from Navigli (2016).

18.4 Word Sense Disambiguation

word sense
disambiguation
WSD

The task of selecting the correct sense for a word is called **word sense disambiguation**, or **WSD**. WSD algorithms take as input a word in context and a fixed inventory of potential word senses and outputs the correct word sense in context.

18.4.1 WSD: The Task and Datasets

In this section we introduce the task setup for WSD, and then turn to algorithms. The inventory of sense tags depends on the task. For sense tagging in the context of translation from English to Spanish, the sense tag inventory for an English word might be the set of different Spanish translations. For automatic indexing of medical articles, the sense-tag inventory might be the set of MeSH (Medical Subject Headings) thesaurus entries. Or we can use the set of senses from a resource like WordNet, or supersenses if we want a coarser-grain set. Figure 18.4.1 shows some such examples for the word *bass*.

WordNet Sense	Spanish Translation	WordNet Supersense	Target Word in Context
bass ⁴	lubina	FOOD	... fish as Pacific salmon and striped bass and...
bass ⁷	bajo	ARTIFACT	... play bass because he doesn't have to solo...

Figure 18.7 Some possible sense tag inventories for *bass*.

lexical sample

In some situations, we just need to disambiguate a small number of words. In such **lexical sample** tasks, we have a small pre-selected set of target words and an inventory of senses for each word from some lexicon. Since the set of words and the set of senses are small, simple supervised classification approaches work very well.

all-words

More commonly, however, we have a harder problem in which we have to disambiguate all the words in some text. In this **all-words** task, the system is given an entire text and a lexicon with an inventory of senses for each entry and we have to disambiguate every word in the text (or sometimes just every content word). The all-words task is similar to part-of-speech tagging, except with a much larger set of tags since each lemma has its own set. A consequence of this larger set of tags is data sparseness.

semantic concordance

Supervised **all-word** disambiguation tasks are generally trained from a **semantic concordance**, a corpus in which each open-class word in each sentence is labeled with its word sense from a specific dictionary or thesaurus, most often WordNet. The SemCor corpus is a subset of the Brown Corpus consisting of over 226,036 words that were manually tagged with WordNet senses (Miller et al. 1993, Landes et al. 1998). Other sense-tagged corpora have been built for the SENSEVAL and **SemEval** WSD tasks, such as the SENSEVAL-3 Task 1 English all-words test data with 2282 annotations (Snyder and Palmer, 2004) or the SemEval-13 Task 12 datasets. Large semantic concordances are also available in other languages including Dutch (Vossen et al., 2011) and German (Henrich et al., 2012).

Here's an example from the SemCor corpus showing the WordNet sense numbers of the tagged words; we've used the standard WSD notation in which a subscript marks the part of speech (Navigli, 2009):

(18.12) You will find_v⁹ that avocado_n¹ is_v¹ unlike_j¹ other_j¹ fruit_n¹ you have ever_r¹ tasted_v²

Given each noun, verb, adjective, or adverb word in the hand-labeled test set (say *fruit*), the SemCor-based WSD task is to choose the correct sense from the possible

senses in WordNet. For fruit this would mean choosing between the correct answer fruit_n^1 (the ripened reproductive body of a seed plant), and the other two senses fruit_n^2 (yield; an amount of a product) and fruit_n^3 (the consequence of some effort or action). Fig. 18.8 sketches the task.

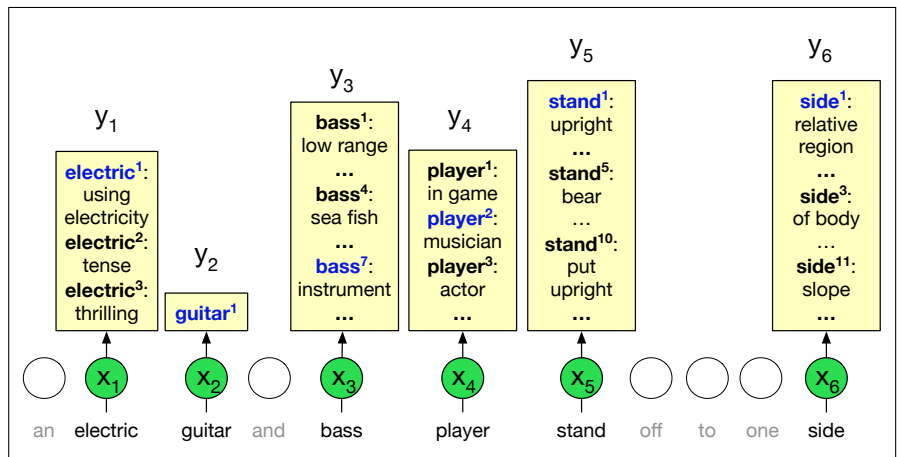


Figure 18.8 The all-words WSD task, mapping from input words (x) to WordNet senses (y). Only nouns, verbs, adjectives, and adverbs are mapped, and note that some words (like *guitar* in the example) only have one sense in WordNet. Figure inspired by [Chaplot and Salakhutdinov \(2018\)](#).

WSD systems are typically evaluated intrinsically, by computing F1 against hand-labeled sense tags in a held-out set, such as the SemCor corpus or SemEval corpora discussed above.

most frequent sense

A surprisingly strong baseline is simply to choose the **most frequent sense** for each word from the senses in a labeled corpus ([Gale et al., 1992a](#)). For WordNet, this corresponds to the first sense, since senses in WordNet are generally ordered from most frequent to least frequent based on their counts in the SemCor sense-tagged corpus. The most frequent sense baseline can be quite accurate, and is therefore often used as a default, to supply a word sense when a supervised algorithm has insufficient training data.

one sense per discourse

A second heuristic, called **one sense per discourse** is based on the work of [Gale et al. \(1992b\)](#), who noticed that a word appearing multiple times in a text or discourse often appears with the same sense. This heuristic seems to hold better for coarse-grained senses and particularly when a word’s senses are unrelated, so isn’t generally used as a baseline. Nonetheless various kinds of disambiguation tasks often include some such bias toward resolving an ambiguity the same way inside a discourse segment.

18.4.2 The WSD Algorithm: Contextual Embeddings

The best performing WSD algorithm is a simple 1-nearest-neighbor algorithm using contextual word embeddings, due to [Melamud et al. \(2016\)](#) and [Peters et al. \(2018\)](#). At training time we pass each sentence in the SemCore labeled dataset through any contextual embedding (e.g., BERT) resulting in a contextual embedding for each labeled token in SemCore. (There are various ways to compute this contextual embedding v_i for a token i ; for BERT it is common to pool multiple layers by summing the vector representations of i from the last four BERT layers). Then for each sense

s of any word in the corpus, for each of the n tokens of that sense, we average their n contextual representations v_i to produce a contextual **sense embedding** \mathbf{v}_s for s :

$$\mathbf{v}_s = \frac{1}{n} \sum_i \mathbf{v}_i \quad \forall \mathbf{v}_i \in \text{tokens}(s) \quad (18.13)$$

At test time, given a token of a target word t in context, we compute its contextual embedding \mathbf{t} and choose its nearest neighbor sense from the training set, i.e., the sense whose sense embedding has the highest cosine with \mathbf{t} :

$$\text{sense}(t) = \underset{s \in \text{senses}(t)}{\text{argmax}} \text{cosine}(\mathbf{t}, \mathbf{v}_s) \quad (18.14)$$

Fig. 18.9 illustrates the model.

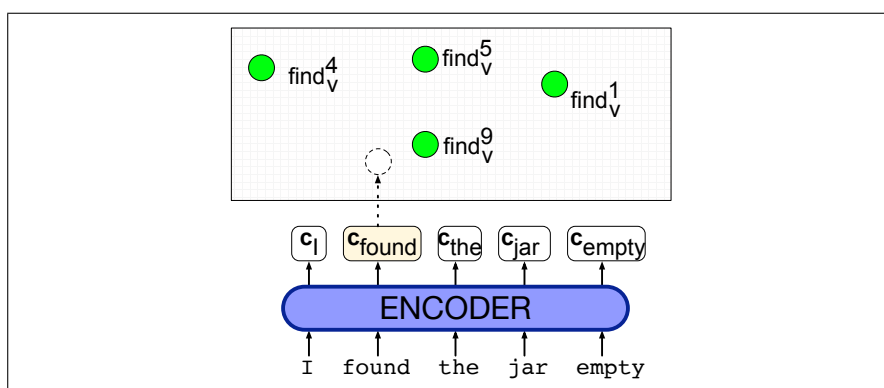


Figure 18.9 The nearest-neighbor algorithm for WSD. In green are the contextual embeddings precomputed for each sense of each word; here we just show a few of the senses for *find*. A contextual embedding is computed for the target word *found*, and then the nearest neighbor sense (in this case find_v^9) is chosen. Figure inspired by Loureiro and Jorge (2019).

What do we do for words we haven't seen in the sense-labeled training data? After all, the number of senses that appear in SemCor is only a small fraction of the words in WordNet. The simplest algorithm is to fall back to the Most Frequent Sense baseline, i.e. taking the first sense in WordNet. But that's not very satisfactory.

A more powerful approach, due to Loureiro and Jorge (2019), is to impute the missing sense embeddings, bottom-up, by using the WordNet taxonomy and supersenses. We get a sense embedding for any higher-level node in the WordNet taxonomy by averaging the embeddings of its children, thus computing the embedding for each synset as the average of its sense embeddings, the embedding for a hypernym as the average of its synset embeddings, and the lexicographic category (supersense) embedding as the average of the large set of synset embeddings with that category. More formally, for each missing sense in WordNet $\hat{s} \in W$, let the sense embeddings for the other members of its synset be $S_{\hat{s}}$, the hypernym-specific synset embeddings be $H_{\hat{s}}$, and the lexicographic (supersense-specific) synset embeddings be $L_{\hat{s}}$. We can then compute the sense embedding for \hat{s} as follows:

$$\text{if } |S_{\hat{s}}| > 0, \quad \mathbf{v}_{\hat{s}} = \frac{1}{|S_{\hat{s}}|} \sum \mathbf{v}_s, \forall \mathbf{v}_s \in S_{\hat{s}} \quad (18.15)$$

$$\text{else if } |H_{\hat{s}}| > 0, \quad \mathbf{v}_{\hat{s}} = \frac{1}{|H_{\hat{s}}|} \sum \mathbf{v}_{syn}, \forall \mathbf{v}_{syn} \in H_{\hat{s}} \quad (18.16)$$

$$\text{else if } |L_{\hat{s}}| > 0, \quad \mathbf{v}_{\hat{s}} = \frac{1}{|L_{\hat{s}}|} \sum \mathbf{v}_{syn}, \forall \mathbf{v}_{syn} \in L_{\hat{s}} \quad (18.17)$$

Since all of the supersenses have some labeled data in SemCor, the algorithm is guaranteed to have some representation for all possible senses by the time the algorithm backs off to the most general (supersense) information, although of course with a very coarse model.

18.5 Alternate WSD algorithms and Tasks

18.5.1 Feature-Based WSD

Feature-based algorithms for WSD are extremely simple and function almost as well as contextual language model algorithms. The best performing IMS algorithm (Zhong and Ng, 2010), augmented by embeddings (Iacobacci et al. 2016, Raganato et al. 2017b), uses an SVM classifier to choose the sense for each input word with the following simple features of the surrounding words:

- part-of-speech tags (for a window of 3 words on each side, stopping at sentence boundaries)
- collocation** • **collocation** features of words or n-grams of lengths 1, 2, 3 at a particular location in a window of 3 words on each side (i.e., exactly one word to the right, or the two words starting 3 words to the left, and so on).
- weighted average of embeddings (of all words in a window of 10 words on each side, weighted exponentially by distance)

Consider the ambiguous word *bass* in the following WSJ sentence:

(18.18) An electric guitar and **bass** player stand off to one side,

If we used a small 2-word window, a standard feature vector might include parts-of-speech, unigram and bigram collocation features, and a weighted sum g of embeddings, that is:

$$[w_{i-2}, \text{POS}_{i-2}, w_{i-1}, \text{POS}_{i-1}, w_{i+1}, \text{POS}_{i+1}, w_{i+2}, \text{POS}_{i+2}, w_{i-2}^{i-1}, w_{i+1}^{i+2}, g(E(w_{i-2}), E(w_{i-1}), E(w_{i+1}), E(w_{i+2}))]$$
 (18.19)

would yield the following vector:

[guitar, NN, and, CC, player, NN, stand, VB, guitar and, player stand, g(E(guitar), E(and), E(player), E(stand))]

18.5.2 The Lesk Algorithm as WSD Baseline

Generating sense labeled corpora like SemCor is quite difficult and expensive. An alternative class of WSD algorithms, **knowledge-based** algorithms, rely solely on WordNet or other such resources and don't require labeled data. While supervised algorithms generally work better, knowledge-based methods can be used in languages or domains where thesauruses or dictionaries but not sense labeled corpora are available.

Lesk algorithm The **Lesk algorithm** is the oldest and most powerful knowledge-based WSD method, and is a useful baseline. Lesk is really a family of algorithms that choose the sense whose dictionary gloss or definition shares the most words with the target word's neighborhood. Figure 18.10 shows the simplest version of the algorithm, often called the **Simplified Lesk** algorithm (Kilgarriff and Rosenzweig, 2000).

Simplified Lesk

```

function SIMPLIFIED LESK(word, sentence) returns best sense of word

  best-sense ← most frequent sense for word
  max-overlap ← 0
  context ← set of words in sentence
  for each sense in senses of word do
    signature ← set of words in the gloss and examples of sense
    overlap ← COMPUTEOVERLAP(signature, context)
    if overlap > max-overlap then
      max-overlap ← overlap
      best-sense ← sense
  end
  return(best-sense)

```

Figure 18.10 The Simplified Lesk algorithm. The COMPUTEOVERLAP function returns the number of words in common between two sets, ignoring function words or other words on a stop list. The original Lesk algorithm defines the *context* in a more complex way.

As an example of the Lesk algorithm at work, consider disambiguating the word *bank* in the following context:

(18.20) The **bank** can guarantee deposits will eventually cover future tuition costs because it invests in adjustable-rate mortgage securities.

given the following two WordNet senses:

bank ¹	Gloss:	a financial institution that accepts deposits and channels the money into lending activities
	Examples:	“he cashed a check at the bank”, “that bank holds the mortgage on my home”
bank ²	Gloss:	sloping land (especially the slope beside a body of water)
	Examples:	“they pulled the canoe up on the bank”, “he sat on the bank of the river and watched the currents”

Sense **bank**¹ has two non-stopwords overlapping with the context in (18.20): *deposits* and *mortgage*, while sense **bank**² has zero words, so sense **bank**¹ is chosen.

There are many obvious extensions to Simplified Lesk, such as weighing the overlapping words by **IDF** (inverse document frequency) Chapter 6 to downweight frequent words like function words; best performing is to use word embedding cosine instead of word overlap to compute the similarity between the definition and the context (Basile et al., 2014). Modern neural extensions of Lesk use the definitions to compute sense embeddings that can be directly used instead of SemCor-training embeddings (Kumar et al. 2019, Luo et al. 2018a, Luo et al. 2018b).

18.5.3 Word-in-Context Evaluation

Word Sense Disambiguation is a much more fine-grained evaluation of word meaning than the context-free word similarity tasks we described in Chapter 6. Recall that tasks like LexSim-999 require systems to match human judgments on the context-free similarity between two words (how similar is *cup* to *mug*?). We can think of WSD as a kind of contextualized similarity task, since our goal is to be able to distinguish the meaning of a word like *bass* in one context (playing music) from another context (fishing).

two sentences, each with the same target word but in a different sentential context. The system must decide whether the target words are used in the **same sense** in the two sentences or in a **different sense**. Fig. 18.11 shows sample pairs from the **WiC** dataset of [Pilehvar and Camacho-Collados \(2019\)](#).

F There's a lot of trash on the **bed** of the river —
 I keep a glass of water next to my **bed** when I sleep
 F **Justify** the margins — The end **justifies** the means
 T **Air** pollution — Open a window and let in some **air**
 T The expanded **window** will give us time to catch the thieves —
 You have a two-hour **window** of clear weather to finish working on the lawn

Figure 18.11 Positive (T) and negative (F) pairs from the WiC dataset ([Pilehvar and Camacho-Collados, 2019](#)).

The WiC sentences are mainly taken from the example usages for senses in WordNet. But WordNet senses are very fine-grained. For this reason tasks like word-in-context first cluster the word senses into coarser clusters, so that the two sentential contexts for the target word are marked as T if the two senses are in the same cluster. WiC clusters all pairs of senses if they are first degree connections in the WordNet semantic graph, including sister senses, or if they belong to the same supersense; we point to other sense clustering algorithms at the end of the chapter.

The baseline algorithm to solve the WiC task uses contextual embeddings like BERT with a simple thresholded cosine. We first compute the contextual embeddings for the target word in each of the two sentences, and then compute the cosine between them. If it's above a threshold tuned on a devset we respond true (the two senses are the same) else we respond false.

18.5.4 Wikipedia as a source of training data

Datasets other than SemCor have been used for all-words WSD. One important direction is to use Wikipedia as a source of sense-labeled data. When a concept is mentioned in a Wikipedia article, the article text may contain an explicit link to the concept's Wikipedia page, which is named by a unique identifier. This link can be used as a sense annotation. For example, the ambiguous word *bar* is linked to a different Wikipedia article depending on its meaning in context, including the page [BAR \(LAW\)](#), the page [BAR \(MUSIC\)](#), and so on, as in the following Wikipedia examples ([Mihalcea, 2007](#)).

In 1834, Sumner was admitted to the [\[\[bar \(law\)|bar\]\]](#) at the age of twenty-three, and entered private practice in Boston.

It is danced in 3/4 time (like most waltzes), with the couple turning approx. 180 degrees every [\[\[bar \(music\)|bar\]\]](#).

Jenga is a popular beer in the [\[\[bar \(establishment\)|bar\]\]](#)s of Thailand.

These sentences can then be added to the training data for a supervised system. In order to use Wikipedia in this way, however, it is necessary to map from Wikipedia concepts to whatever inventory of senses is relevant for the WSD application. Automatic algorithms that map from Wikipedia to WordNet, for example, involve finding the WordNet sense that has the greatest lexical overlap with the Wikipedia sense, by comparing the vector of words in the WordNet synset, gloss, and related senses with the vector of words in the Wikipedia page title, outgoing links, and page

category (Ponzetto and Navigli, 2010). The resulting mapping has been used to create BabelNet, a large sense-annotated resource (Navigli and Ponzetto, 2012).

18.6 Using Thesauruses to Improve Embeddings

Thesauruses have also been used to improve both static and contextual word embeddings. For example, static word embeddings have a problem with **antonyms**. A word like *expensive* is often very similar in embedding cosine to its antonym like *cheap*. Antonymy information from thesauruses can help solve this problem; Fig. 18.12 shows nearest neighbors to some target words in GloVe, and the improvement after one such method.

	Before counterfitting			After counterfitting		
east	west	north	south	eastward	eastern	easterly
expensive	pricey	cheaper	costly	costly	pricy	overpriced
British	American	Australian	Britain	Brits	London	BBC

Figure 18.12 The nearest neighbors in GloVe to *east*, *expensive*, and *British* include antonyms like *west*. The right side showing the improvement in GloVe nearest neighbors after the counterfitting method (Mrkšić et al., 2016).

There are two families of solutions. The first requires retraining: we modify the embedding training to incorporate thesaurus relations like synonymy, antonym, or supersenses. This can be done by modifying the static embedding loss function for word2vec (Yu and Dredze 2014, Nguyen et al. 2016) or by modifying contextual embedding training (Levine et al. 2020, Lauscher et al. 2019).

retrofitting

The second, for static embeddings, is more light-weight; after the embeddings have been trained we learn a second mapping based on a thesaurus that shifts the embeddings of words in such a way that synonyms (according to the thesaurus) are pushed closer and antonyms further apart. Such methods are called **retrofitting** (Faruqui et al. 2015, Lengerich et al. 2018) or **counterfitting** (Mrkšić et al., 2016).

18.7 Word Sense Induction

word sense induction

It is expensive and difficult to build large corpora in which each word is labeled for its word sense. For this reason, an unsupervised approach to sense disambiguation, often called **word sense induction** or **WSI**, is an important direction. In unsupervised approaches, we don't use human-defined word senses. Instead, the set of "senses" of each word is created automatically from the instances of each word in the training set.

Most algorithms for word sense induction follow the early work of Schütze (Schütze 1992, Schütze 1998) in using some sort of clustering over word embeddings. In training, we use three steps:

1. For each token w_i of word w in a corpus, compute a context vector \mathbf{c} .
2. Use a **clustering algorithm** to **cluster** these word-token context vectors \mathbf{c} into a predefined number of groups or clusters. Each cluster defines a sense of w .
3. Compute the **vector centroid** of each cluster. Each vector centroid \mathbf{s}_j is a **sense vector** representing that sense of w .

Since this is an unsupervised algorithm, we don't have names for each of these "senses" of w ; we just refer to the j th sense of w .

To disambiguate a particular token t of w we again have three steps:

1. Compute a context vector \mathbf{c} for t .
2. Retrieve all sense vectors s_j for w .
3. Assign t to the sense represented by the sense vector s_j that is closest to t .

All we need is a clustering algorithm and a distance metric between vectors. Clustering is a well-studied problem with a wide number of standard algorithms that can be applied to inputs structured as vectors of numerical values (Duda and Hart, 1973). A frequently used technique in language applications is known as **agglomerative clustering**. In this technique, each of the N training instances is initially assigned to its own cluster. New clusters are then formed in a bottom-up fashion by the successive merging of the two clusters that are most similar. This process continues until either a specified number of clusters is reached, or some global goodness measure among the clusters is achieved. In cases in which the number of training instances makes this method too expensive, random sampling can be used on the original training set to achieve similar results.

agglomerative
clustering

How can we evaluate unsupervised sense disambiguation approaches? As usual, the best way is to do extrinsic evaluation embedded in some end-to-end system; one example used in a **SemEval** bakeoff is to improve search result clustering and diversification (Navigli and Vannella, 2013). Intrinsic evaluation requires a way to map the automatically derived sense classes into a hand-labeled gold-standard set so that we can compare a hand-labeled test set with a set labeled by our unsupervised classifier. Various such metrics have been tested, for example in the SemEval tasks (Manandhar et al. 2010, Navigli and Vannella 2013, Jurgens and Klapaftis 2013), including cluster overlap metrics, or methods that map each sense cluster to a pre-defined sense by choosing the sense that (in some training set) has the most overlap with the cluster. However it is fair to say that no evaluation metric for this task has yet become standard.

18.8 Summary

This chapter has covered a wide range of issues concerning the meanings associated with lexical items. The following are among the highlights:

- A **word sense** is the locus of word meaning; definitions and meaning relations are defined at the level of the word sense rather than wordforms.
- Many words are **polysemous**, having many senses.
- Relations between senses include **synonymy**, **antonymy**, **meronymy**, and taxonomic relations **hyponymy** and **hypernymy**.
- **WordNet** is a large database of lexical relations for English, and WordNets exist for a variety of languages.
- **Word-sense disambiguation (WSD)** is the task of determining the correct sense of a word in context. Supervised approaches make use of a corpus of sentences in which individual words (**lexical sample task**) or all words (**all-words task**) are hand-labeled with senses from a resource like WordNet. SemCor is the largest corpus with WordNet-labeled senses.

- The standard supervised algorithm for WSD is nearest neighbors with contextual embeddings.
- Feature-based algorithms using parts of speech and embeddings of words in the context of the target word also work well.
- An important baseline for WSD is the **most frequent sense**, equivalent, in WordNet, to **take the first sense**.
- Another baseline is a **knowledge-based** WSD algorithm called the **Lesk algorithm** which chooses the sense whose dictionary definition shares the most words with the target word's neighborhood.
- **Word sense induction** is the task of learning word senses unsupervised.

Bibliographical and Historical Notes

Word sense disambiguation traces its roots to some of the earliest applications of digital computers. The insight that underlies modern algorithms for word sense disambiguation was first articulated by [Weaver \(1949/1955\)](#) in the context of machine translation:

If one examines the words in a book, one at a time as through an opaque mask with a hole in it one word wide, then it is obviously impossible to determine, one at a time, the meaning of the words. [...] But if one lengthens the slit in the opaque mask, until one can see not only the central word in question but also say N words on either side, then if N is large enough one can unambiguously decide the meaning of the central word. [...] The practical question is : “What minimum value of N will, at least in a tolerable fraction of cases, lead to the correct choice of meaning for the central word?”

Other notions first proposed in this early period include the use of a thesaurus for disambiguation ([Masterman, 1957](#)), supervised training of Bayesian models for disambiguation ([Madhu and Lytel, 1965](#)), and the use of clustering in word sense analysis ([Sparck Jones, 1986](#)).

Much disambiguation work was conducted within the context of early AI-oriented natural language processing systems. [Quillian \(1968\)](#) and [Quillian \(1969\)](#) proposed a graph-based approach to language processing, in which the definition of a word was represented by a network of word nodes connected by syntactic and semantic relations, and sense disambiguation by finding the shortest path between senses in the graph. [Simmons \(1973\)](#) is another influential early semantic network approach. [Wilks](#) proposed one of the earliest non-discrete models with his *Preference Semantics* ([Wilks 1975c](#), [Wilks 1975b](#), [Wilks 1975a](#)), and [Small and Rieger \(1982\)](#) and [Riesbeck \(1975\)](#) proposed understanding systems based on modeling rich procedural information for each word. Hirst's ABSITY system ([Hirst and Charniak 1982](#), [Hirst 1987](#), [Hirst 1988](#)), which used a technique called marker passing based on semantic networks, represents the most advanced system of this type. As with these largely symbolic approaches, early neural network (at the time called ‘connectionist’) approaches to word sense disambiguation relied on small lexicons with hand-coded representations ([Cottrell 1985](#), [Kawamoto 1988](#)).

The earliest implementation of a robust empirical approach to sense disambiguation is due to [Kelly and Stone \(1975\)](#), who directed a team that hand-crafted a set

of disambiguation rules for 1790 ambiguous English words. Lesk (1986) was the first to use a machine-readable dictionary for word sense disambiguation. Fellbaum (1998) collects early work on WordNet. Early work using dictionaries as lexical resources include Amsler’s 1981 use of the Merriam Webster dictionary and Longman’s *Dictionary of Contemporary English* (Boguraev and Briscoe, 1989).

Supervised approaches to disambiguation began with the use of decision trees by Black (1988). In addition to the IMS and contextual-embedding based methods for supervised WSD, recent supervised algorithms includes encoder-decoder models (Raganato et al., 2017a).

The need for large amounts of annotated text in supervised methods led early on to investigations into the use of bootstrapping methods (Hearst 1991, Yarowsky 1995). For example the semi-supervised algorithm of Diab and Resnik (2002) is based on aligned parallel corpora in two languages. For example, the fact that the French word *catastrophe* might be translated as English *disaster* in one instance and *tragedy* in another instance can be used to disambiguate the senses of the two English words (i.e., to choose senses of *disaster* and *tragedy* that are similar).

The earliest use of clustering in the study of word senses was by Sparck Jones (1986); Pedersen and Bruce (1997), Schütze (1997), and Schütze (1998) applied distributional methods. Clustering word senses into **coarse senses** has also been used to address the problem of dictionary senses being too fine-grained (Section 18.5.3) (Dolan 1994, Chen and Chang 1998, Mihalcea and Moldovan 2001, Agirre and de Lacalle 2003, Palmer et al. 2004, Navigli 2006, Snow et al. 2007, Pilehvar et al. 2013). Corpora with clustered word senses for training supervised clustering algorithms include Palmer et al. (2006) and **OntoNotes** (Hovy et al., 2006).

See Pustejovsky (1995), Pustejovsky and Boguraev (1996), Martin (1986), and Copestake and Briscoe (1995), inter alia, for computational approaches to the representation of polysemy. Pustejovsky’s theory of the **generative lexicon**, and in particular his theory of the **qualia structure** of words, is a way of accounting for the dynamic systematic polysemy of words in context.

Historical overviews of WSD include Agirre and Edmonds (2006) and Navigli (2009).

coarse senses

OntoNotes

generative
lexicon
qualia
structure

Exercises

- 18.1 Collect a small corpus of example sentences of varying lengths from any newspaper or magazine. Using WordNet or any standard dictionary, determine how many senses there are for each of the open-class words in each sentence. How many distinct combinations of senses are there for each sentence? How does this number seem to vary with sentence length?
- 18.2 Using WordNet or a standard reference dictionary, tag each open-class word in your corpus with its correct tag. Was choosing the correct sense always a straightforward task? Report on any difficulties you encountered.
- 18.3 Using your favorite dictionary, simulate the original Lesk word overlap disambiguation algorithm described on page 13 on the phrase *Time flies like an arrow*. Assume that the words are to be disambiguated one at a time, from left to right, and that the results from earlier decisions are used later in the process.

- 18.4** Build an implementation of your solution to the previous exercise. Using WordNet, implement the original Lesk word overlap disambiguation algorithm described on page 13 on the phrase *Time flies like an arrow*.

- Agirre, E. and O. L. de Lacalle. 2003. Clustering WordNet word senses. *RANLP 2003*.
- Agirre, E. and P. Edmonds, editors. 2006. *Word Sense Disambiguation: Algorithms and Applications*. Kluwer.
- Amsler, R. A. 1981. *A taxonomy for English nouns and verbs*. *ACL*.
- Basile, P., A. Caputo, and G. Semeraro. 2014. *An enhanced Lesk word sense disambiguation algorithm through a distributional semantic model*. *COLING*.
- Black, E. 1988. An experiment in computational discrimination of English word senses. *IBM Journal of Research and Development*, 32(2):185–194.
- Boguraev, B. K. and T. Briscoe, editors. 1989. *Computational Lexicography for Natural Language Processing*. Longman.
- Chaplot, D. S. and R. Salakhutdinov. 2018. Knowledge-based word sense disambiguation using topic models. *AAAI*.
- Chen, J. N. and J. S. Chang. 1998. *Topical clustering of MRD senses based on information retrieval techniques*. *Computational Linguistics*, 24(1):61–96.
- Ciramita, M. and Y. Altun. 2006. *Broad-coverage sense disambiguation and information extraction with a super-sense sequence tagger*. *EMNLP*.
- Ciramita, M. and M. Johnson. 2003. Supersense tagging of unknown nouns in WordNet. *EMNLP-2003*.
- Copestake, A. and T. Briscoe. 1995. Semi-productive polysemy and sense extension. *Journal of Semantics*, 12(1):15–68.
- Cottrell, G. W. 1985. *A Connectionist Approach to Word Sense Disambiguation*. Ph.D. thesis, University of Rochester, Rochester, NY. Revised version published by Pitman, 1989.
- Diab, M. and P. Resnik. 2002. An unsupervised method for word sense tagging using parallel corpora. *ACL*.
- Dolan, B. 1994. *Word sense ambiguity: Clustering related senses*. *COLING*.
- Duda, R. O. and P. E. Hart. 1973. *Pattern Classification and Scene Analysis*. John Wiley and Sons.
- Faruqui, M., J. Dodge, S. K. Jauhar, C. Dyer, E. Hovy, and N. A. Smith. 2015. *Retrofitting word vectors to semantic lexicons*. *NAACL HLT*.
- Fellbaum, C., editor. 1998. *WordNet: An Electronic Lexical Database*. MIT Press.
- Gale, W. A., K. W. Church, and D. Yarowsky. 1992a. Estimating upper and lower bounds on the performance of word-sense disambiguation programs. *ACL*.
- Gale, W. A., K. W. Church, and D. Yarowsky. 1992b. One sense per discourse. *Proceedings DARPA Speech and Natural Language Workshop*.
- Haber, J. and M. Poesio. 2020. *Assessing polyseme sense similarity through co-predication acceptability and contextualised embedding distance*. *SEM.
- Hearst, M. A. 1991. Noun homograph disambiguation. *Proceedings of the 7th Conference of the University of Waterloo Centre for the New OED and Text Research*.
- Henrich, V., E. Hinrichs, and T. Vodolazova. 2012. *WebCAGE – a web-harvested corpus annotated with GermaNet senses*. *EACL*.
- Hirst, G. 1987. *Semantic Interpretation and the Resolution of Ambiguity*. Cambridge University Press.
- Hirst, G. 1988. Resolving lexical ambiguity computationally with spreading activation and polaroid words. In Steven L. Small, Garrison W. Cottrell, and Michael K. Tanenhaus, editors, *Lexical Ambiguity Resolution*, pages 73–108. Morgan Kaufmann.
- Hirst, G. and E. Charniak. 1982. Word sense and case slot disambiguation. *AAAI*.
- Hovy, E. H., M. P. Marcus, M. Palmer, L. A. Ramshaw, and R. Weischedel. 2006. *OntoNotes: The 90% solution*. *HLT-NAACL*.
- Iacobacci, I., M. T. Pilehvar, and R. Navigli. 2016. *Embeddings for word sense disambiguation: An evaluation study*. *ACL*.
- Jurgens, D. and I. P. Klapaftis. 2013. *SemEval-2013 task 13: Word sense induction for graded and non-graded senses*. *SEM.
- Kawamoto, A. H. 1988. Distributed representations of ambiguous words and their resolution in connectionist networks. In Steven L. Small, Garrison W. Cottrell, and Michael Tanenhaus, editors, *Lexical Ambiguity Resolution*, pages 195–228. Morgan Kaufman.
- Kelly, E. F. and P. J. Stone. 1975. *Computer Recognition of English Word Senses*. North-Holland.
- Kilgarriff, A. and J. Rosenzweig. 2000. Framework and results for English SENSEVAL. *Computers and the Humanities*, 34:15–48.
- Kumar, S., S. Jat, K. Saxena, and P. Talukdar. 2019. *Zero-shot word sense disambiguation using sense definition embeddings*. *ACL*.
- Landes, S., C. Leacock, and R. I. Teng. 1998. Building semantic concordances. In Christiane Fellbaum, editor, *WordNet: An Electronic Lexical Database*, pages 199–216. MIT Press.
- Lauscher, A., I. Vulić, E. M. Ponti, A. Korhonen, and G. Glavaš. 2019. Informing unsupervised pretraining with external linguistic knowledge. ArXiv preprint arXiv:1909.02339.
- Lengerich, B., A. Maas, and C. Potts. 2018. *Retrofitting distributional embeddings to knowledge graphs with functional relations*. *COLING*.
- Lesk, M. E. 1986. Automatic sense disambiguation using machine readable dictionaries: How to tell a pine cone from an ice cream cone. *Proceedings of the 5th International Conference on Systems Documentation*.
- Levine, Y., B. Lenz, O. Dagan, O. Ram, D. Padnos, O. Sharir, S. Shalev-Shwartz, A. Shashua, and Y. Shoham. 2020. *SenseBERT: Driving some sense into BERT*. *ACL*.
- Loureiro, D. and A. Jorge. 2019. *Language modelling makes sense: Propagating representations through WordNet for full-coverage word sense disambiguation*. *ACL*.
- Luo, F., T. Liu, Z. He, Q. Xia, Z. Sui, and B. Chang. 2018a. *Leveraging gloss knowledge in neural word sense disambiguation by hierarchical co-attention*. *EMNLP*.
- Luo, F., T. Liu, Q. Xia, B. Chang, and Z. Sui. 2018b. *Incorporating glosses into neural word sense disambiguation*. *ACL*.

- Madhu, S. and D. Lytel. 1965. A figure of merit technique for the resolution of non-grammatical ambiguity. *Mechanical Translation*, 8(2):9–13.
- Manandhar, S., I. P. Klapaftis, D. Dligach, and S. Pradhan. 2010. [SemEval-2010 task 14: Word sense induction & disambiguation](#). *SemEval*.
- Martin, J. H. 1986. The acquisition of polysemy. *ICML*.
- Masterman, M. 1957. The thesaurus in syntax and semantics. *Mechanical Translation*, 4(1):1–2.
- Melamud, O., J. Goldberger, and I. Dagan. 2016. [context2vec: Learning generic context embedding with bidirectional LSTM](#). *CoNLL*.
- Mihalcea, R. 2007. [Using Wikipedia for automatic word sense disambiguation](#). *NAACL-HLT*.
- Mihalcea, R. and D. Moldovan. 2001. Automatic generation of a coarse grained WordNet. *NAACL Workshop on WordNet and Other Lexical Resources*.
- Miller, G. A., C. Leacock, R. I. Teng, and R. T. Bunker. 1993. A semantic concordance. *Proceedings ARPA Workshop on Human Language Technology*.
- Morris, W., editor. 1985. *American Heritage Dictionary*, 2nd college edition edition. Houghton Mifflin.
- Mrkšić, N., D. Ó. Séaghdha, B. Thomson, M. Gašić, L. M. Rojas-Barahona, P.-H. Su, D. Vandyke, T.-H. Wen, and S. Young. 2016. [Counter-fitting word vectors to linguistic constraints](#). *NAACL HLT*.
- Navigli, R. 2006. [Meaningful clustering of senses helps boost word sense disambiguation performance](#). *COLING/ACL*.
- Navigli, R. 2009. Word sense disambiguation: A survey. *ACM Computing Surveys*, 41(2).
- Navigli, R. 2016. Chapter 20. ontologies. In Ruslan Mitkov, editor, *The Oxford handbook of computational linguistics*. Oxford University Press.
- Navigli, R. and S. P. Ponzetto. 2012. BabelNet: The automatic construction, evaluation and application of a wide-coverage multilingual semantic network. *Artificial Intelligence*, 193:217–250.
- Navigli, R. and D. Vannella. 2013. [SemEval-2013 task 11: Word sense induction and disambiguation within an end-user application](#). *SEM.
- Nguyen, K. A., S. Schulte im Walde, and N. T. Vu. 2016. [Integrating distributional lexical contrast into word embeddings for antonym-synonym distinction](#). *ACL*.
- Palmer, M., O. Babko-Malaya, and H. T. Dang. 2004. Different sense granularities for different applications. *HLT-NAACL Workshop on Scalable Natural Language Understanding*.
- Palmer, M., H. T. Dang, and C. Fellbaum. 2006. Making fine-grained and coarse-grained sense distinctions, both manually and automatically. *Natural Language Engineering*, 13(2):137–163.
- Pedersen, T. and R. Bruce. 1997. [Distinguishing word senses in untagged text](#). *EMNLP*.
- Peters, M., M. Neumann, M. Iyyer, M. Gardner, C. Clark, K. Lee, and L. Zettlemoyer. 2018. [Deep contextualized word representations](#). *NAACL HLT*.
- Pilehvar, M. T. and J. Camacho-Collados. 2019. [WiC: the word-in-context dataset for evaluating context-sensitive meaning representations](#). *NAACL HLT*.
- Pilehvar, M. T., D. Jurgens, and R. Navigli. 2013. [Align, disambiguate and walk: A unified approach for measuring semantic similarity](#). *ACL*.
- Ponzetto, S. P. and R. Navigli. 2010. [Knowledge-rich word sense disambiguation rivaling supervised systems](#). *ACL*.
- Pu, X., N. Pappas, J. Henderson, and A. Popescu-Belis. 2018. [Integrating weakly supervised word sense disambiguation into neural machine translation](#). *TACL*, 6:635–649.
- Pustejovsky, J. 1995. *The Generative Lexicon*. MIT Press.
- Pustejovsky, J. and B. K. Boguraev, editors. 1996. *Lexical Semantics: The Problem of Polysemy*. Oxford University Press.
- Quillian, M. R. 1968. Semantic memory. In Marvin Minsky, editor, *Semantic Information Processing*, pages 227–270. MIT Press.
- Quillian, M. R. 1969. The teachable language comprehender: A simulation program and theory of language. *CACM*, 12(8):459–476.
- Raganato, A., C. D. Bovi, and R. Navigli. 2017a. [Neural sequence learning models for word sense disambiguation](#). *EMNLP*.
- Raganato, A., J. Camacho-Collados, and R. Navigli. 2017b. [Word sense disambiguation: A unified evaluation framework and empirical comparison](#). *EACL*.
- Riesbeck, C. K. 1975. Conceptual analysis. In Roger C. Schank, editor, *Conceptual Information Processing*, pages 83–156. American Elsevier, New York.
- Schneider, N., J. D. Hwang, V. Srikumar, J. Prange, A. Blodgett, S. R. Moeller, A. Stern, A. Bitan, and O. Abend. 2018. [Comprehensive supersense disambiguation of English prepositions and possessives](#). *ACL*.
- Schütze, H. 1992. Dimensions of meaning. *Proceedings of Supercomputing '92*. IEEE Press.
- Schütze, H. 1997. *Ambiguity Resolution in Language Learning: Computational and Cognitive Models*. CSLI Publications, Stanford, CA.
- Schütze, H. 1998. [Automatic word sense discrimination](#). *Computational Linguistics*, 24(1):97–124.
- Simmons, R. F. 1973. Semantic networks: Their computation and use for understanding English sentences. In Roger C. Schank and Kenneth Mark Colby, editors, *Computer Models of Thought and Language*, pages 61–113. W.H. Freeman and Co.
- Small, S. L. and C. Rieger. 1982. Parsing and comprehending with Word Experts. In Wendy G. Lehnert and Martin H. Ringle, editors, *Strategies for Natural Language Processing*, pages 89–147. Lawrence Erlbaum.
- Snow, R., S. Prakash, D. Jurafsky, and A. Y. Ng. 2007. [Learning to merge word senses](#). *EMNLP/CoNLL*.
- Snyder, B. and M. Palmer. 2004. [The English all-words task](#). *SENSEVAL-3*.
- Sparck Jones, K. 1986. *Synonymy and Semantic Classification*. Edinburgh University Press, Edinburgh. Republication of 1964 PhD Thesis.

- Tsvetkov, Y., N. Schneider, D. Hovy, A. Bhatia, M. Faruqui, and C. Dyer. 2014. [Augmenting English adjective senses with supersenses](#). *LREC*.
- Vossen, P., A. Görög, F. Laan, M. Van Gompel, R. Izquierdo, and A. Van Den Bosch. 2011. Dutch-semcor: building a semantically annotated corpus for dutch. *Proceedings of eLex*.
- Weaver, W. 1949/1955. Translation. In William N. Locke and A. Donald Boothe, editors, *Machine Translation of Languages*, pages 15–23. MIT Press. Reprinted from a memorandum written by Weaver in 1949.
- Wilks, Y. 1975a. An intelligent analyzer and understander of English. *CACM*, 18(5):264–274.
- Wilks, Y. 1975b. Preference semantics. In Edward L. Keenan, editor, *The Formal Semantics of Natural Language*, pages 329–350. Cambridge Univ. Press.
- Wilks, Y. 1975c. A preferential, pattern-seeking, semantics for natural language inference. *Artificial Intelligence*, 6(1):53–74.
- Yarowsky, D. 1995. [Unsupervised word sense disambiguation rivaling supervised methods](#). *ACL*.
- Yu, M. and M. Dredze. 2014. [Improving lexical embeddings with semantic knowledge](#). *ACL*.
- Zhong, Z. and H. T. Ng. 2010. [It makes sense: A wide-coverage word sense disambiguation system for free text](#). *ACL*.